

■ **APPLICATIONS:** Drainage of construction site and subway, flood control/prevention of public construction, irrigation, water circulation of aquaculture and landscape pond...etc.



BA-103A



BA-208A



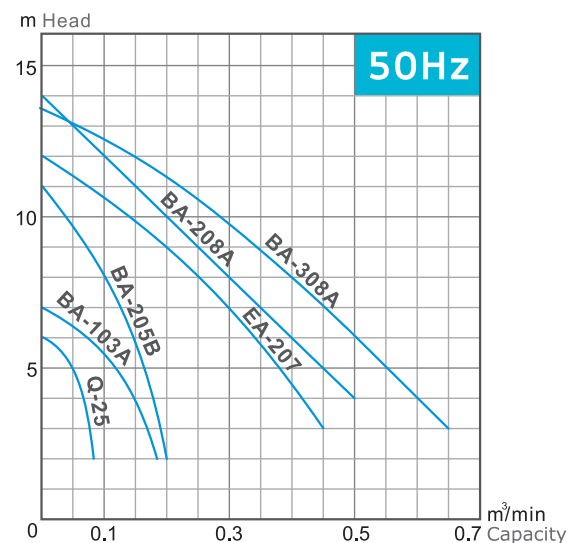
BA-205BE



BA-437A

FEATURES

1. Mini size, lightweight and superior to same grades of other pumps.
 2. Motor Frame, shaft, screws and strainer are made of stainless steel to provide long service life and attractive appearance.
 3. Good performance, high water volume and energy saving, high wear-resistant mechanical seal and oil seal are adopted to maintain long time operation.
 4. Dependable laminated sheet of Si steel is adopted to motor; shaft and rotor are machining precisely to raise stability and efficiency of motor.
 5. Inner cable wires and cable base are upgraded by filling EPOXY to raise humidity-resistance.
 6. The product range is up to 15Hp, **dual SIC mechanical seals** are built in (1½ Hp and above), and stress eliminating design is adopted (10Hp and above) to raise operating efficiency.
 7. Superior design to easily disassemble motor and pump housing for maintenance.
- Float switch is available for model under 2Hp (except BA-205B 3phase).

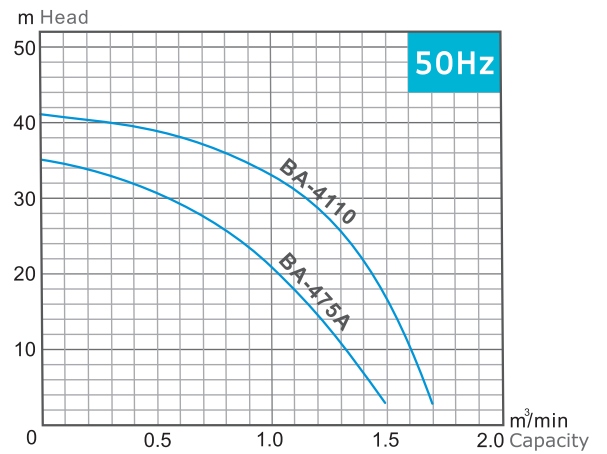
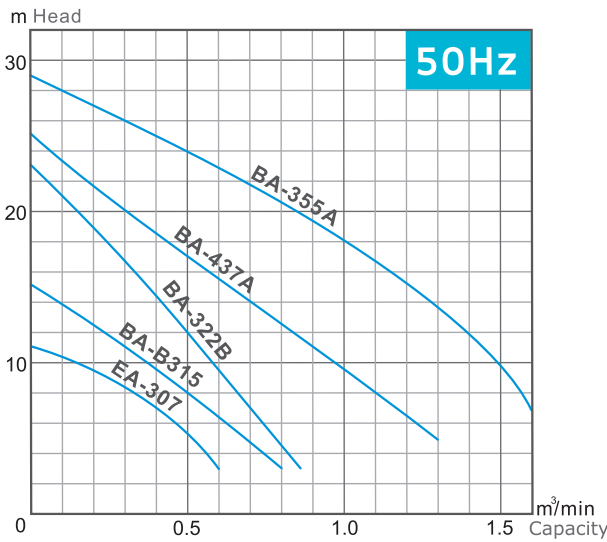


SPECIFICATIONS

2P-3000RPM

Model	Power Hp (kW)	Discharge inch	Phase ϕ	Standards		Length mm	Width mm	Height mm	Weight kg
				Head m	Capacity m³/min				
Q-25	0.2 (0.15)	20/25mm	1 ϕ	5	0.05	165	130	275	7
BA-103A	1/2 (0.4)	1 1/2"	1 ϕ	5.5	0.1	200	140	340	11
BA-205B	0.5kW	2"	1 ϕ / 3 ϕ	8	0.1	230	160	345	15
EA-207	1 (0.75)	2"	1 ϕ / 3 ϕ	9	0.2	250	180	460	22
EA-307	1 (0.75)	3"	1 ϕ / 3 ϕ	6.5	0.4	290	180	460	23
BA-208A	1½ (1.1)	2"	(1 ϕ 220v) / 3 ϕ	10	0.2	250	180	480	24
BA-308A	1½ (1.1)	3"	(1 ϕ 220v) / 3 ϕ	8	0.4	310	220	500	25

■ **APPLICATIONS:** Drainage of construction site and subway, flood control/prevention of public construction, irrigation, water circulation of aquaculture and landscape pond...etc.



SPECIFICATIONS

2P-3000RPM

Model	Power Hp (kW)	Discharge inch	Phase ϕ	Standards		Length mm	Width mm	Height mm	Weight kg
				Head m	Capacity m³/min				
BA-B315	2 (1.5)	3"	(1 ϕ 220v)/ 3 ϕ	8	0.5	360	170	570/490	41/38
BA-322B	3 (2.2)	3"	3 ϕ	12	0.5	420	240	550	40
BA-437A	5 (3.7)	3"¼"	3 ϕ	17	0.5	440	255	560	52
BA-355A	7½ (5.5)	3"¼"	3 ϕ	24	0.5	470	250	570	60
BA-475A	10 (7.5)	4"	3 ϕ	21	1.0	560	310	690	95
BA-4110	15 (11)	4"	3 ϕ	33	1.0	560	310	720	105